



Wen Li	Fang Yang	Jiang Yang	Fang Wang



3 Charac eri ic

For ard c rren	If	30	mA
Re er e ol age	Vr	5	V
Po er di ipa ion	Pd	110	mW
Opera ing empera re range	Top	-25 +80	C
S orage empera re range	T g	-30 +80	C
Peak p l ing c rren 1/8 d f=1KH	Ifp	125	mA

Wa eleng h a peak emi ion	If=20mA	peak	620	630	635	nm
Spec ral half band id h	If=20mA			10		
For ard ol age	If=20mA	Vf	1.8	2.0	2.4	V
L mino in en i	If=20mA	I	1300	1650	2000	mcd



Viewing angle at 50% IV	If=10mA	--	120	--	Deg
Reverse current	Vr=5V	Ir	--	5	A
Useful life	-	IF=20mA	100000		H

Typical Electrical Characteristics (Ta=25°C)

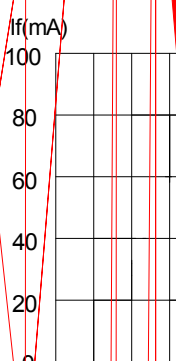


Fig.1 Forward Current

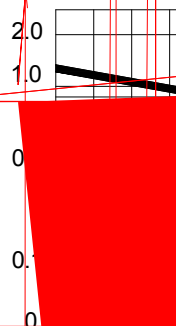


Fig.3

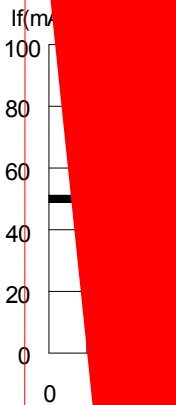


Fig.5

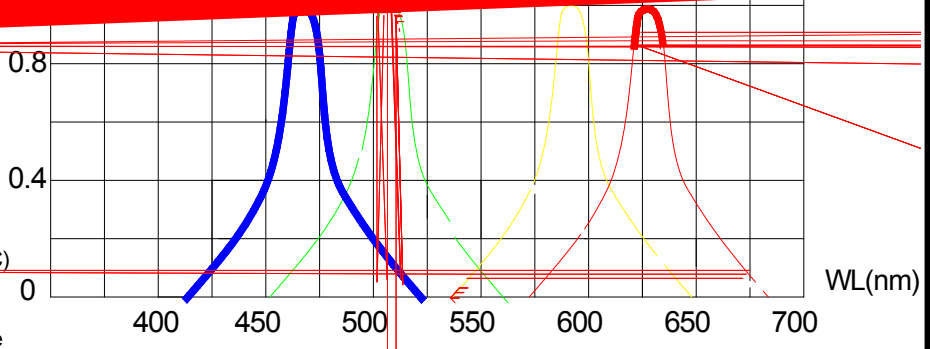
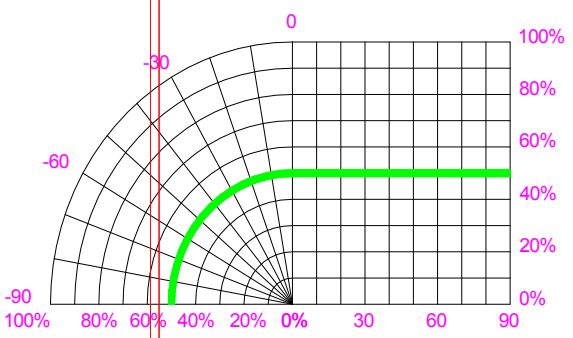


Fig.4 Relative Intensity vs. Wavelength

Direct Characteristic

- █ RED
- █ Blue
- █ Green
- █ Yellow
- █ White





1	Tin-plated	Temp 260 ± 5	5 sec.	76 PCS	0/1
2	Back & forth under high & low temp alternating	High emp. +85 30min to 5min to -55 30min	50 bo	76 PCS	0/1
3	Heating	High emp. +100 30min To 10 sec to -10 30min	50 bo	76 PCS	0/1
4	High temp.	Temperature 100	1000 Hr.	76 PCS	0/1
5	Low temp.	-55	1000 Hr.	76 PCS	0/1
6	Life span	VF=1.9V IF=20mA	1000 Hr.	76 PCS	0/1
7	Test under high temp. & high humidity	85 ± 2/85%RH	1000 Hr.	76 PCS	0/1

i Iron Soldering: The Iron (max 30W) end temperature less than 300 °C, soldering time 3 seconds, soldering position is minimum 2mm from body.

ii Dip Soldering: Max temperature is 260 °C, time 5s, the position is minimum 2mm from body.

i Bracket must be bent only if 2mm from colloid.

ii Bracket mold must be finished by fire or professional.

iii Bracket mold must be finished before soldering.

i Bracket mold holder are connected between the pin, the distance gap of lead and the circuit board.

i. Holder be prepared in order of all the device in case of wrong polarity. Device can be closed on the heat component, working condition can repair the limit.

ii. Holder no assemble LED when the lead are deformed.

iii. When decide on assemble in hole, accuracy of hole and hole distance of the line base

i. Storage and heating positioning

i. Holder avoid any kind of quake or force on LED, before the soldering temperature return normal.

Holder be careful. When clean the body with chemical. Some chemical may bring damage to the surface, and bring color fading, such as, Trichloroethylene, Acetone. Should be ethanol or isopropyl alcohol, dip for no more than 3 minutes under the normal temperature.

